



# eb4

Electric Boiler



A COMPACT, VERSATILE  
EASY-TO-USE HEAT SOURCE







**Dependable Comfort  
Since 1922**

e.f.m. has been designing and manufacturing boilers and furnaces since 1922. We have provided dependable, efficient heat and hot water to thousands of homeowners.

We have earned a reputation for outstanding craftsmanship and quality materials. Our reputation to stand behind our products is well known among heating professionals, who choose e.f.m. products for their ease of installation, serviceability, and performance.

Our electric boiler, the **eb4** is an easy to use heat source for forced hot water systems. It can be an excellent primary heat source, depending on the location and the cost of electricity in that area. It can be added virtually anywhere, making it a superior choice for supplemental heat. All you need is a wall and electricity.





### Why choose eb4?

- If a chimney is not available, or if oil or gas isn't practical, the **eb4** is an excellent way to provide hydronic or radiant heat.
- The **eb4** fits in a very small space. With all its components "under cover," it has a finished look.
- The **eb4** is easy to install, service, and use. The circulator and pressure temperature gauge are installed and wired at the factory to simplify installation. With its simple delay controls for start-up and run functions, operation is smooth and quiet.
- The **eb4** is especially suited for hydronic heating. Lower temperatures are possible because the system is not used to heat domestic hot water.


### eb4 ... a powerful source for home heating or for supplemental heat

- Recreational Pools
- Therapeutic Pools
- Additions
- Radiant Heat
- Heated Driveway
- Heat Pump Back-Up
- Solar Heating Systems
- Condominiums,  
Co-ops,  
Apartments





*Our  
exclusive  
design  
features  
make  
the eb4  
a better  
boiler*



#### Design Features

- Fully removable jacket hides and protects controls and circuit breakers
- Cover locking screw prevents unintentional opening
- Jacket can be removed without disturbing piping or wiring
- Temperature pressure gauge factory-mounted on the boiler
- Circulator is pre-mounted in the enclosure
- Compact size fits in tight spaces with minimal clearance requirements
- Unit is wall mounted, out of the way and off the floor

#### Product Features

- Five models: 10 kw to 30 kw
- One-piece steel boiler shell, ASME constructed
- Easily accessible controls
- Heats single or multi-zone systems
- UL Listed
- 10 Year, plus 10 years, pro-rated at 5% per year, limited warranty on boiler shell; full year limited warranty on all other components
- Built-in dip tube air elimination system
- Uniform water temperature
- Factory tested
- Low voltage fuse protected control circuit

*The Finest in*  
**UTOMATIC  
HEAT**



## Heating America's Homes Since 1922

Heating professionals know that a heating system is only as good as the company behind it, and we've stood behind our products since 1922.

To ensure consistent performance, we adhere to the strictest quality control standards, using only the best materials and skilled craftsmen to manufacture our products. Some of our boilers have been in continuous service for over forty years.

We are committed to your comfort, and we are confident that you will be satisfied with the e•f•m• product you choose.

## Operation

On call for heat, the circulator comes on immediately, and the elements are energized in steps -- two elements per step spaced at approximately 60 second intervals. When the thermostat is satisfied, all elements and circulator are de-energized at once. A high limit condition will instantly de-energize all elements and the circulator will continue to run.

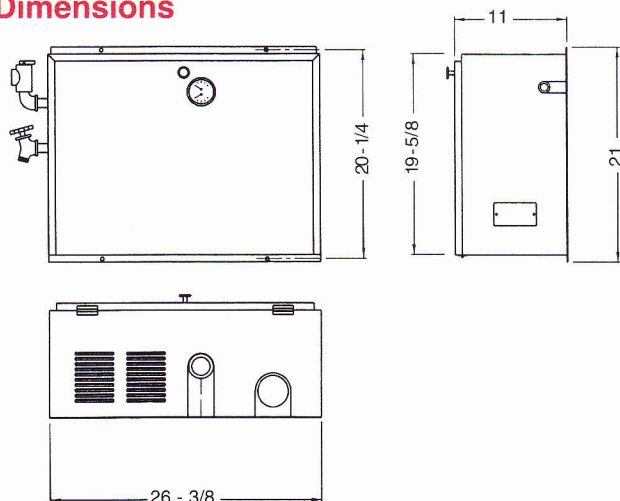
## Ratings

Boiler Size	KW Rating	D.O.E. Heating Capacity BTU/HR	No. of 5KW Heater Elements	AMPS				Watts at 240V	Approx. Shipping Wt. Lbs.
				Total	Circuit				
					1	2	3		
eb4-10	10	34,130	2	43	43	-	-	10,000	115
eb4-15	15	51,195	3	64	43	21	-	15,000	120
eb4-20	20	68,260	4	85	43	42	-	20,000	120
eb4-25	25	85,325	5	106	43	42	21	25,000	136
eb4-30	30	102,390	6	127	43	42	42	30,000	145

Electrical Characteristics: 120/240 Volts AC 3 Wire Single Phase 60 HZ

Note: Net ratings should be calculated using an appropriate piping and pick-up allowance. Piping and pick-up allowances are normally 13% - 15%.

## Dimensions



## Equipment

Steel boiler, jacket, insulation, controls, and circulator.

**Factory Installed** - ASME relief valve, temperature and pressure gauge, elements, circulator, drain cock, completely wired.

**Included but not installed** - Air vent, thermostat.

**10 Year Limited Warranty** on boiler shell, one year limited warranty on all other components.

*Authorized e•f•m• Sales and Service:*